

# Panel Potentiometer

## Model P09x Series



### Features:

- 9 mm rotary
- Multi-ganged
- 100,000 cycle life
- Metal shaft / bushing
- Switch / push-lock option
- Concentric shaft option
- Center tap option

### Model Styles Available

Side Adjust, PCB pins, up to 8 gangs	P09xN
Side Adjust, PCB pins, up to 8 gangs, with Switch	P09xS
Top Adjust, PCB pins, up to 2 gangs	P09x5N
Side Adjust, PCB pins, with Push-Lock, up to 2 gangs	P09xP
PCB pins, with Concentric Shaft	P09xC
PCB pins, with Center Tap	P09xT

### Electrical

Resistance Range, Ohms	1K-500K
Standard Resistance Tolerance	± 20%
Residual Resistance	20 ohms max.
Input Voltage, maximum	50 Vac max.
Power rating, Watts	Taper B: 0.05W Other Tapers: .025W
Dielectric Strength	300Vac, 1 minute
Insulation Resistance, Minimum	100M ohms at 250Vdc
Sliding Noise	100mV max.
Gang Error ( Multi-ganged )	-40dB – 0dB, ±3dB
Switch Contact Resistance	< 100 milliohms
Switch Power Rated	3.0A at 16Vdc

### Mechanical

Total Mechanical Travel	300°± 10°
Static Stop Strength	50 oz-in
Rotational Torque	0.5 to 1.25 oz-in
Switch Rotational Angle, Maximum	50°

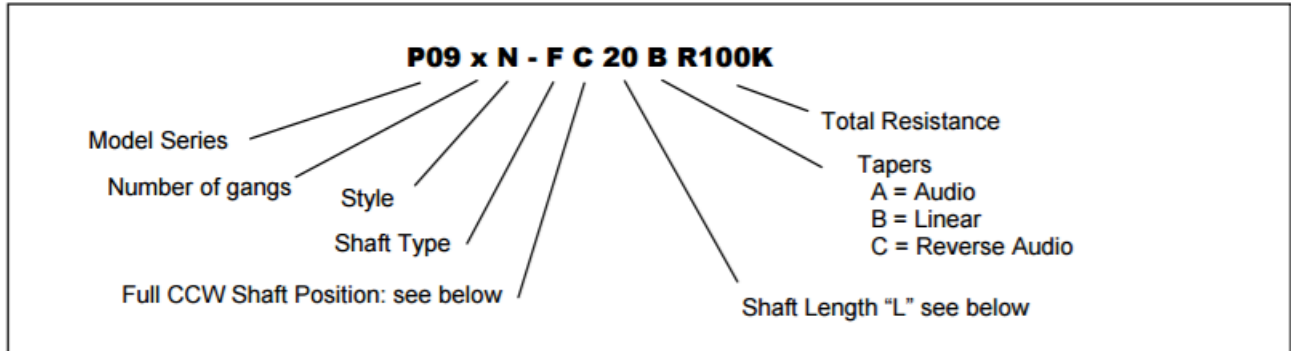
#### General Note

TT Electronics reserves the right to make changes in product specification without notice or liability. All information is subject to TT Electronics' own data and is considered accurate at time of going to print.

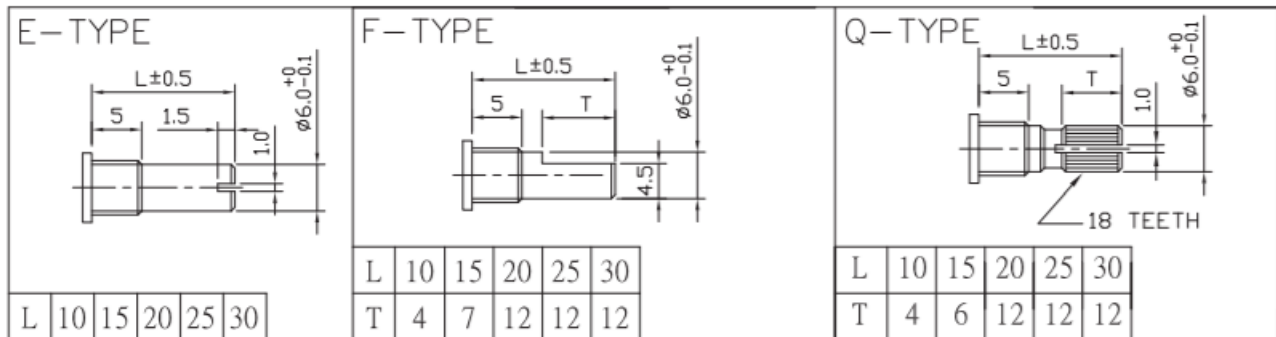
### Environmental

Operating Temperature Range	-40°C to +85°C
Rotational Life	100,000 cycles

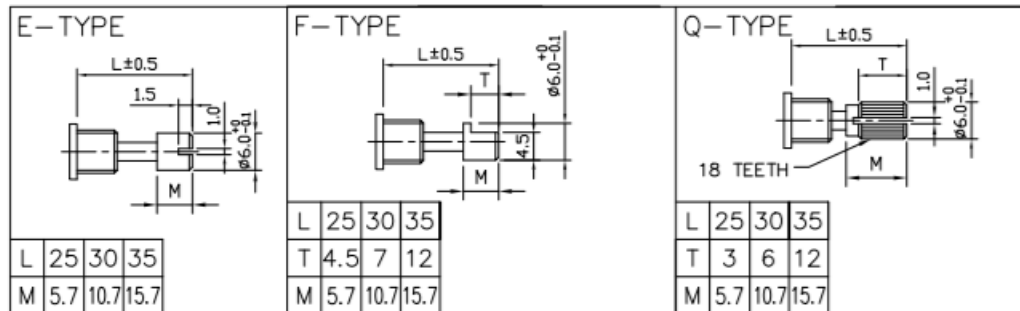
### Ordering



#### Shaft Types (P09xN, P09xS, P09x5N)

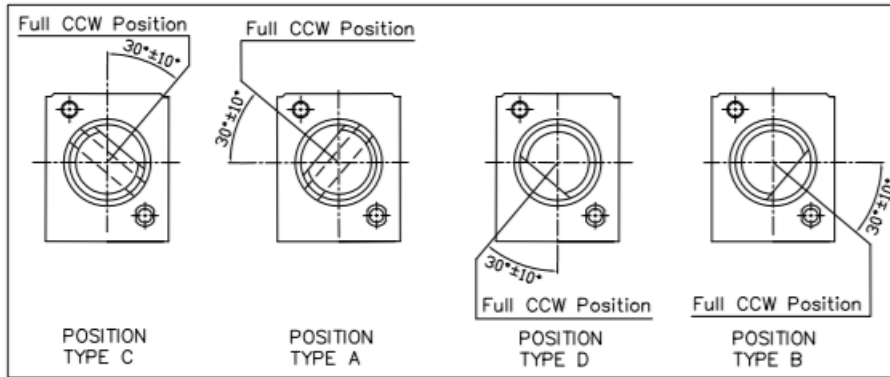


#### Shaft Types for Push-Lock ( P09xP)



### Shaft Position (F-Type Shaft)

Dashed lines on Type "C" and Type "A" shows position of adjustment slot for E-Type and Q-Type shafts

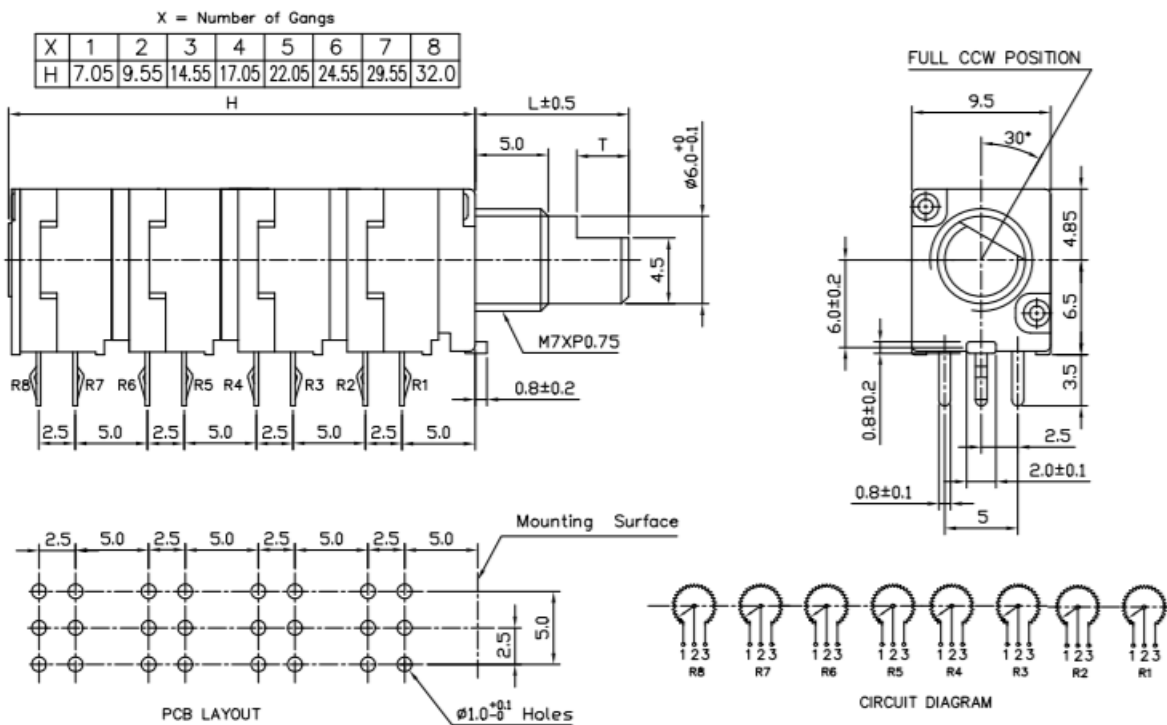


### STANDARD RESISTANCE VALUES, OHMS

1K	2K	5K	10K	20K	50K	100K	200K	500K
----	----	----	-----	-----	-----	------	------	------

### Outline Drawings

#### Model P09xN (Side Adjust, PCB pins, up to 8 gangs)

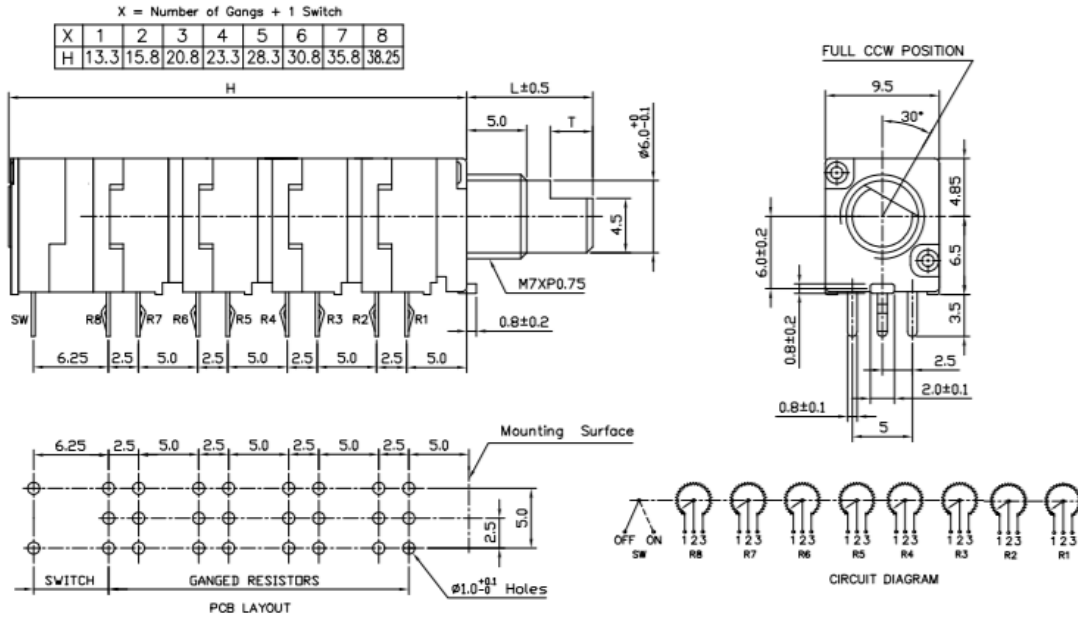


General Note  
 TT Electronics reserves the right to make changes in product specification without notice or liability. All information is subject to TT Electronics' own data and is considered accurate at time of going to print.

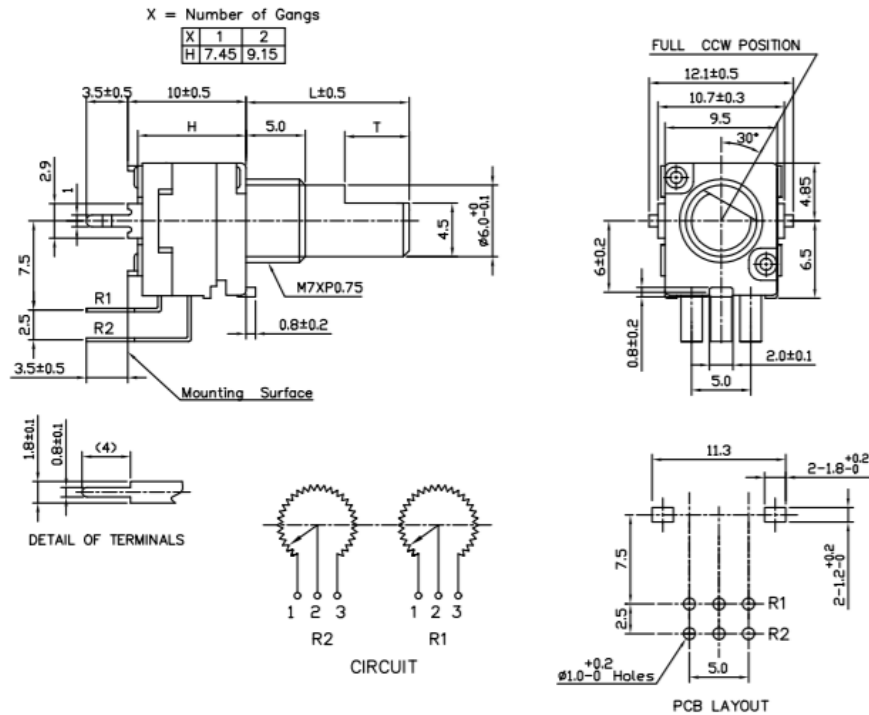
TT Electronics | BI Technologies  
 Circulo de la Amistad #102 PIMSA IV Mexicali B.C. Mexico C.P 21210  
 Ph: +1 714 447 2345  
 www.ttelectronics.com/bi-technologies

### Outline Drawings

#### Model P09xS (Side Adjust, PCB pins, up to 8 gangs, with Switch)



#### Model P09x5N (Top Adjust, PCB pins, up to 2 gangs)



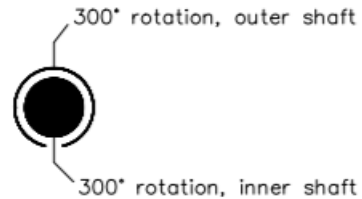
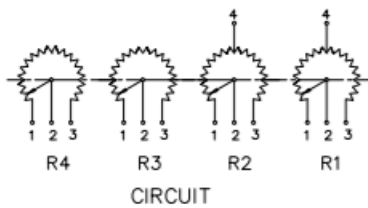
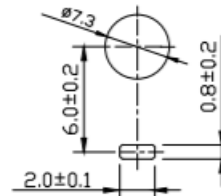
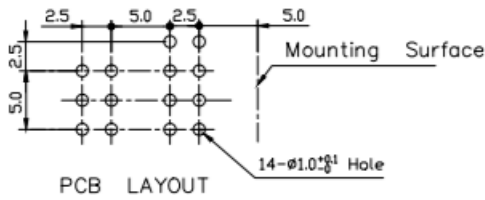
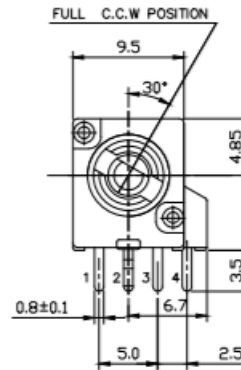
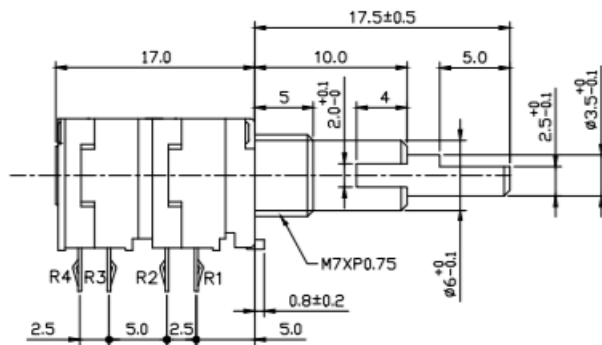
General Note  
 TT Electronics reserves the right to make changes in product specification without notice or liability. All information is subject to TT Electronics' own data and is considered accurate at time of going to print.

TT Electronics | BI Technologies  
 Circulo de la Amistad #102 PIMSA IV Mexicali B.C. Mexico C.P 21210  
 Ph: +1 714 447 2345  
 www.ttelectronics.com/bi-technologies



### Outline Drawings

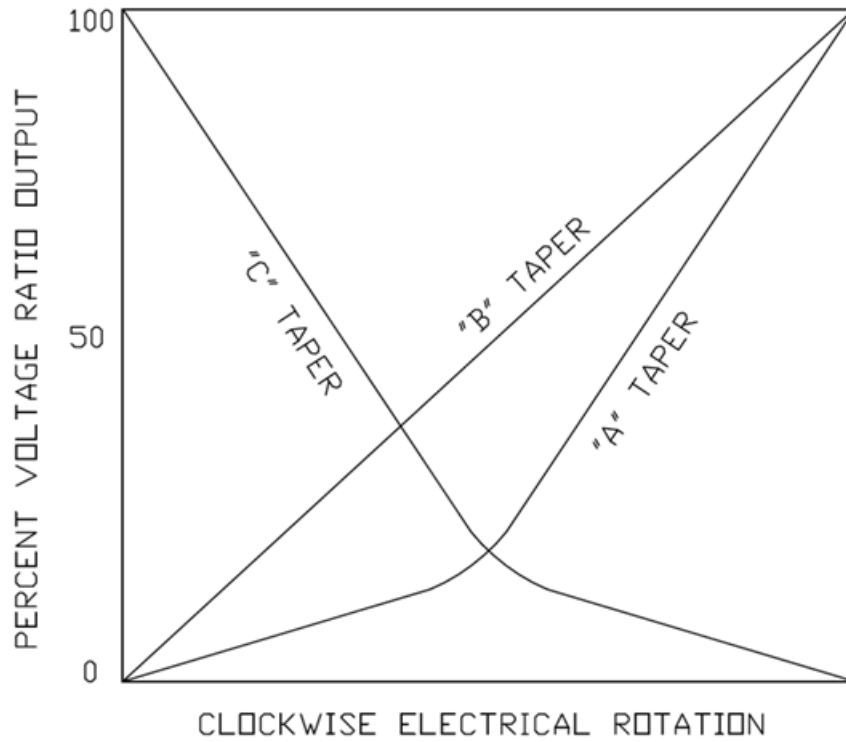
**Model P09xC and P09xT (PCB pins with Concentric Shaft and Center Tap Options)**  
**This Diagram shows both options**  
**Please consult factory for details**



General Note  
 TT Electronics reserves the right to make changes in product specification without notice or liability. All information is subject to TT Electronics' own data and is considered accurate at time of going to print.

# Panel Potentiometer

Model P09x Series



General Note  
TT Electronics reserves the right to make changes in product specification without notice or liability. All information is subject to TT Electronics' own data and is considered accurate at time of going to print.

© TT electronics plc

TT Electronics | BI Technologies  
Circulo de la Amistad #102 PIMSA IV Mexicali B.C. Mexico C.P 21210  
Ph: +1 714 447 2345  
[www.ttelectronics.com/bi-technologies](http://www.ttelectronics.com/bi-technologies)

Issue B 04/2019 Page 7